



### District Report Card: 2017


<b>State:</b> Gujarat	<b>District:</b> Vadodara
<b>Class:</b> 8	<b>Subject:</b> Language
<b>Schools:</b> 51	<b>Students:</b> 1312


### Participation/Coverage


#### Students

<div>GENDER</div> <div></div>	Boys		Girls	
	Number	%	Number	%
	780	59.45	532	40.55

<div>AREA</div> <div></div>	Rural		Urban	
	Number	%	Number	%
	1033	78.73	279	21.27

<div>CATEGORY</div> <div></div>	SC		ST		OBC		GEN	
	Number	%	Number	%	Number	%	Number	%
	78	5.95	189	14.41	436	33.23	609	46.42

<div>CWSN</div> <div></div>	LD	VI	HI	S&LD	ID	Oth
	4	5	1	0	5	34

<div>Management</div> <div></div>	Government		Government-aided	
	Number	%	Number	%
	1171	89.25	141	10.75

### Average Performance of Students in Language (%)

Overall	Gender		Area		Management		Social Group			
	Male	Female	Rural	Urban	Govt.	Aided	SC	ST	OBC	GEN
58.71	56.11	62.53	60.70	51.37	58.19	63.07	58.55	49.88	56.76	62.88

### Performance on Learning Outcomes (LOs)

Learning Outcomes	Description	Average Performance(%)
L813	Read textual/non-textual materials with comprehension and identifies the details, characters, main idea and sequence of ideas and events while reading	58.71

Range of Performance of Students who Answered Correctly							
Below 30%		30% - 50%		50% - 75%		Above 75%	
Number	%	Number	%	Number	%	Number	%
184	14.02	243	18.52	546	41.62	339	25.84

### Lowest Performing Learning Outcomes (LOs)

1 - Read textual/non-textual materials with comprehension and identifies the details, characters, main idea and sequence of ideas and events while reading (58.71)